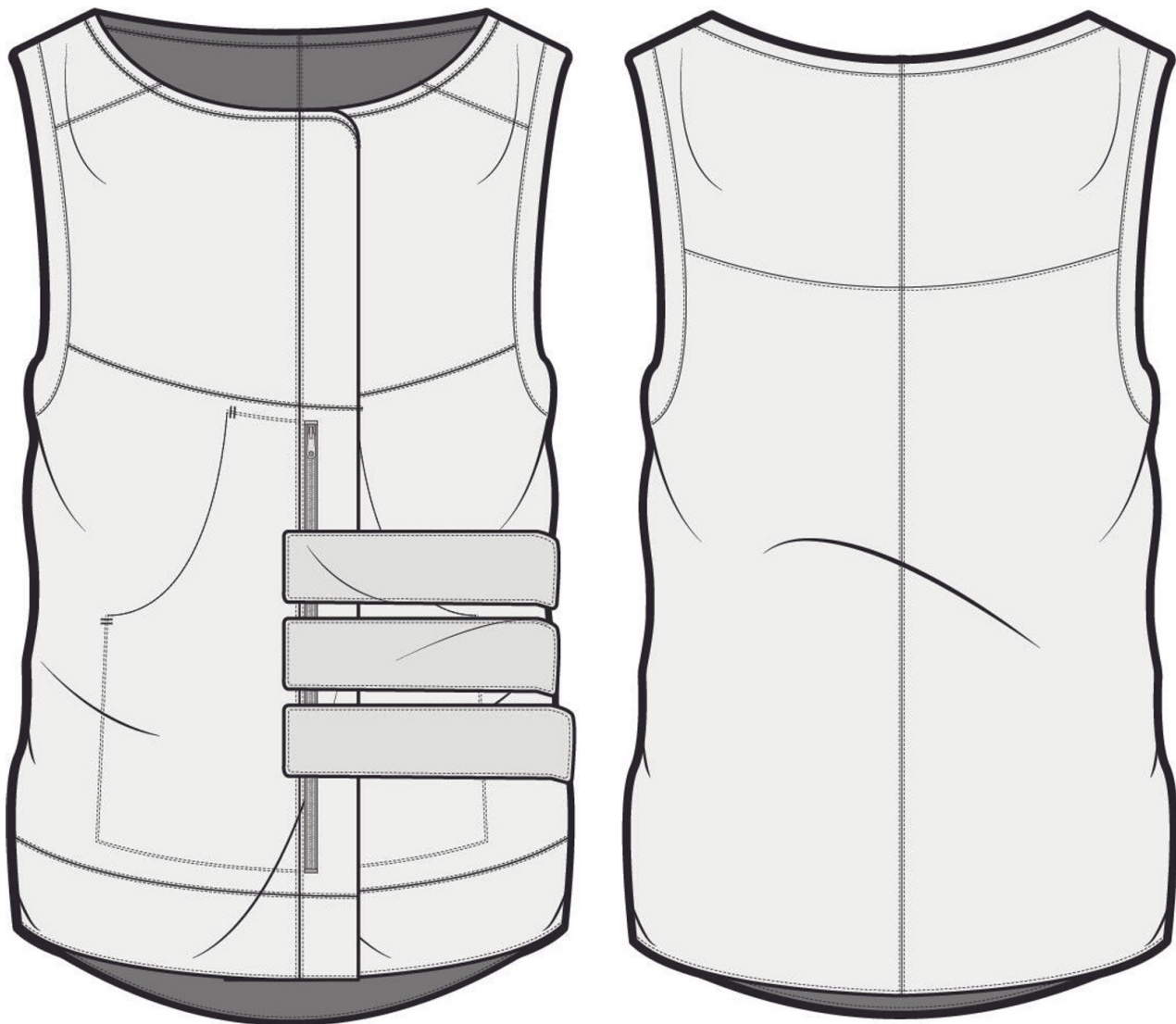


Utility Vest - Harrison

| | |
|---------------------------|--|
| Name | Utility Vest - Harrison |
| Style No. | 100550 |
| Description | Dropped Collar Utility Vest |
| Division | AM 475 - FA2022 |
| Category | Unisex/Non-Gendered |
| Season | FA2022 |
| Year | 2022-2023 |
| Size Scale | L -Sample size |
| | S M L XL XXL |
| Factory | To Be Determined |
| COO | Italy |
| Main Fabric | 100% Balenciaga Stiff Cotton Denim |
| New/Carryover | New Style |
| Style Status | In Development |
| Sample Development Status | 1st Sample |
| MSRP | 88 |
| Target Margin (%) | 45 |
| MOQ | 3000/style/color |
| Leadtime | 180 Days |
| AM 475 - Developer Name | Miles Harrison |
| Created by/Author | 12/11/2022 Miles Harrison millas@colostate.edu |



Utility Vest BW Flat Final Tech Pack-1



Utility Vest - Harrison - Style #100550

AM 475 - FA2022, Unisex/Non-Gendered, FA2022, 2022-2023

Images / Color Variants



Utility Vest Color way 1 Final Tech Pack-1

1. ● 272 C Mulberry - Harrison
Custom Code: 272 C Mulberry - Harrison



Utility Vest - Harrison - Style #100550

AM 475 - FA2022, Unisex/Non-Gendered, FA2022, 2022-2023

Images / Color Variants



Utility Vest Color way 3 Final Tech Pack-1

2. ● 504 C Wine - Harrison

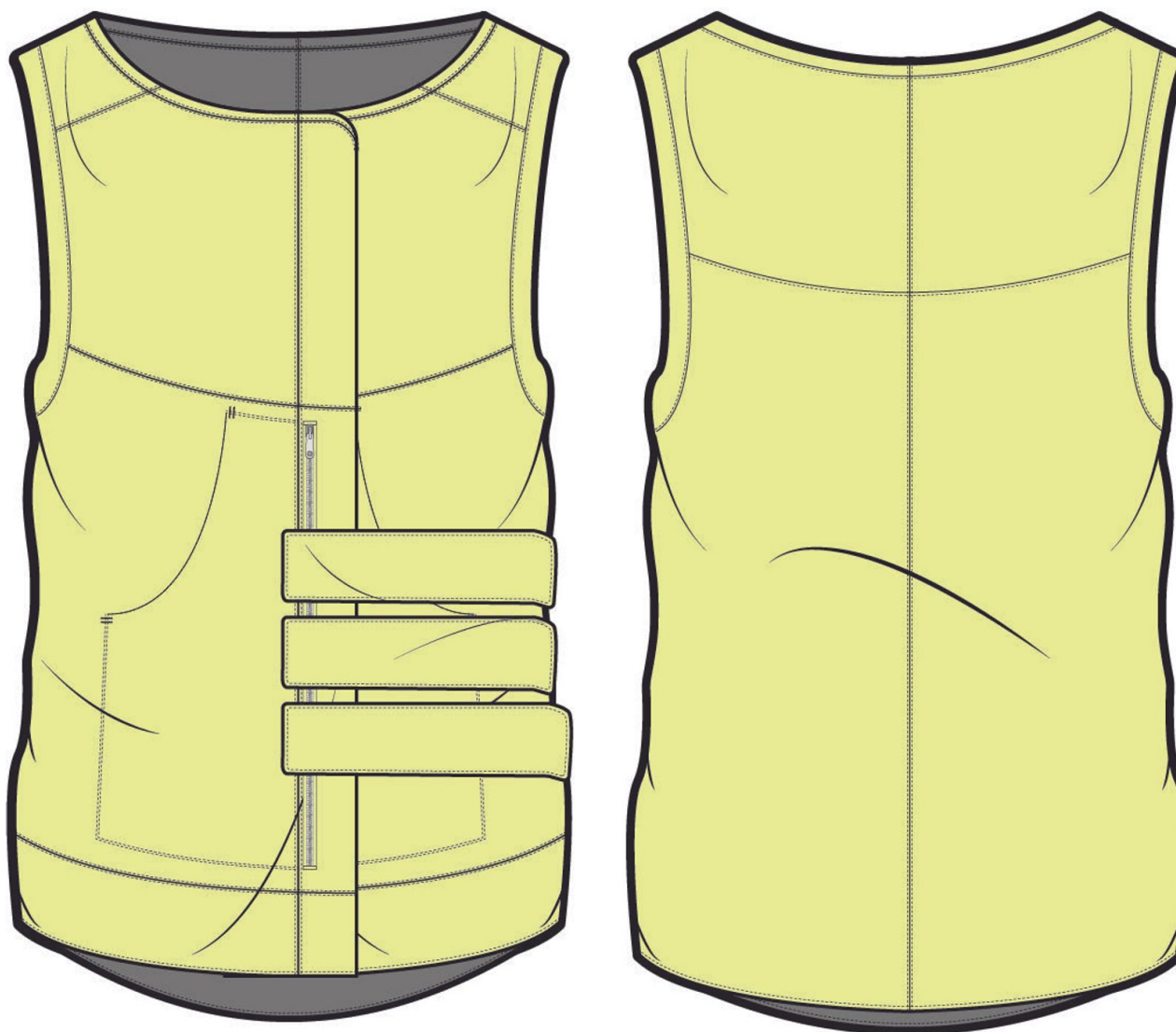
Custom Code: 504 C Wine - Harrison



Utility Vest - Harrison - Style #100550

AM 475 - FA2022, Unisex/Non-Gendered, FA2022, 2022-2023

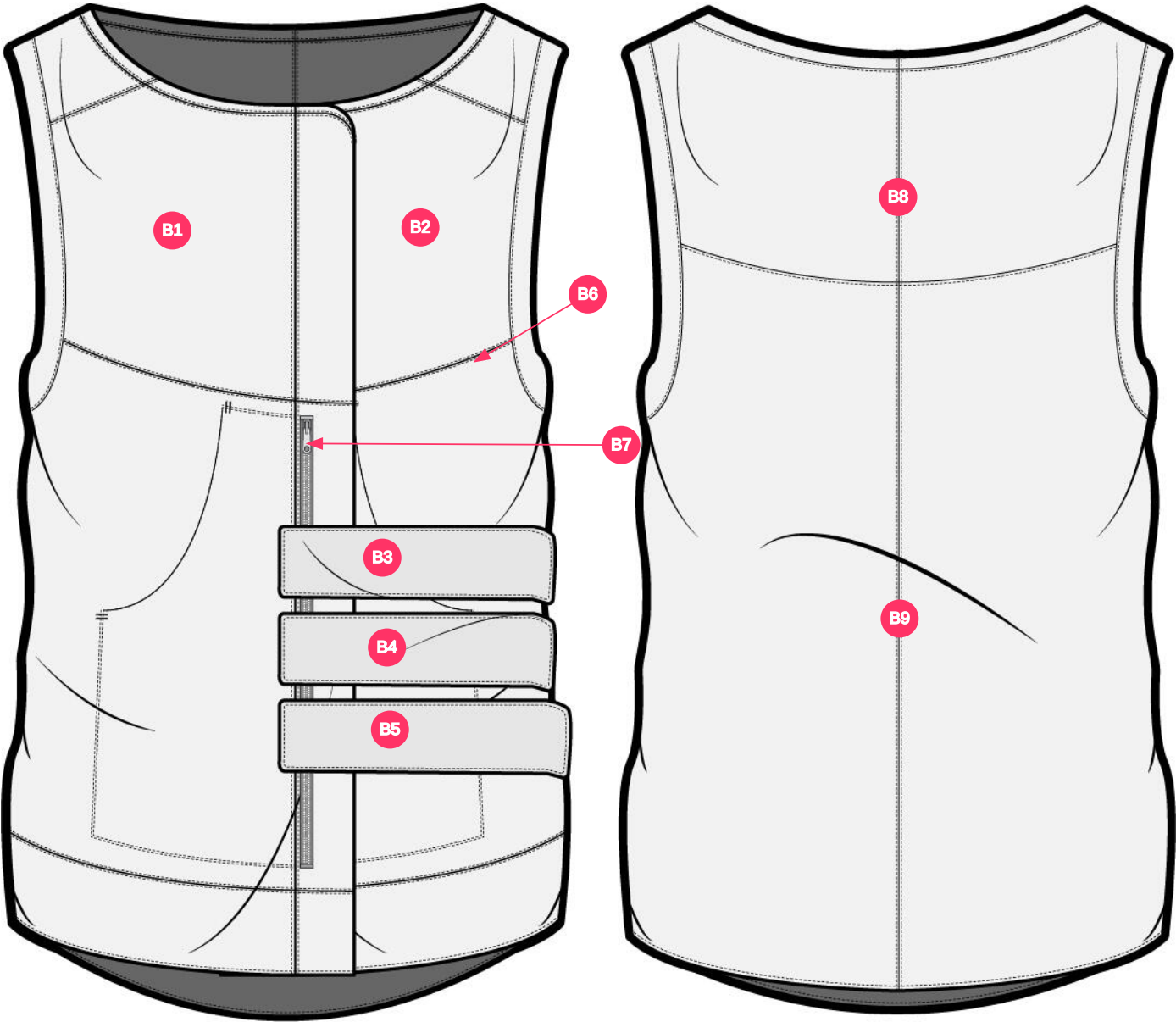
Images / Color Variants



Utility Vest Color way 2 Final Tech Pack-1

3. ● Key Lime - Harrison

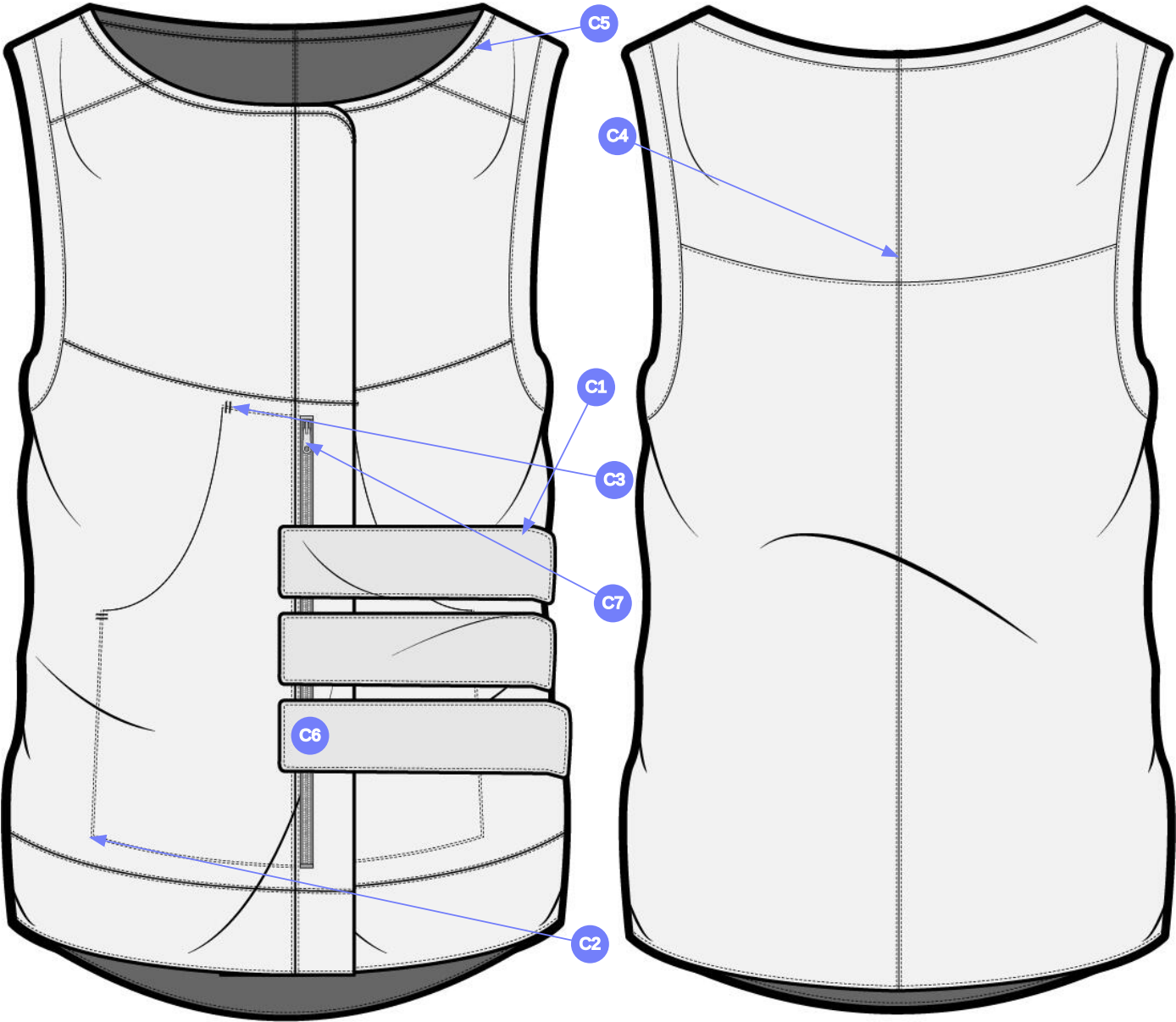
Custom Code: Key Lime - Harrison



Components (9)

- B1** Balenciaga Italian Black Stiff Cotton Denim - Harrison
- B2** Balenciaga Italian Black Stiff Cotton Denim - Harrison
- B3** Genuine Cowhide Leather-Miles Harrison
- B4** Genuine Cowhide Leather-Miles Harrison
- B5** Genuine Cowhide Leather-Miles Harrison
- B6** 1006 White 250M Guterman Natural Cotton Thread-Harrison
- B7** YAB #5 Copper Swiss Teeth Platinum Metal Zipper - Harrison
- B8** Balenciaga Italian Black Stiff Cotton Denim - Harrison
- B9** Balenciaga Italian Black Stiff Cotton Denim - Harrison

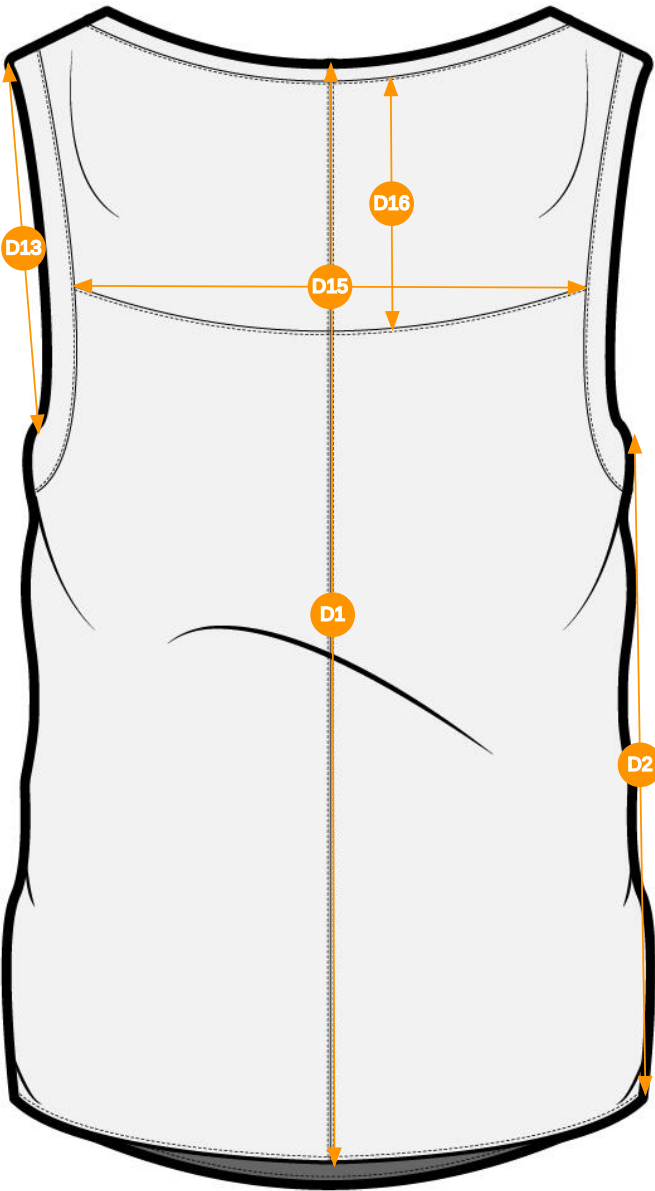
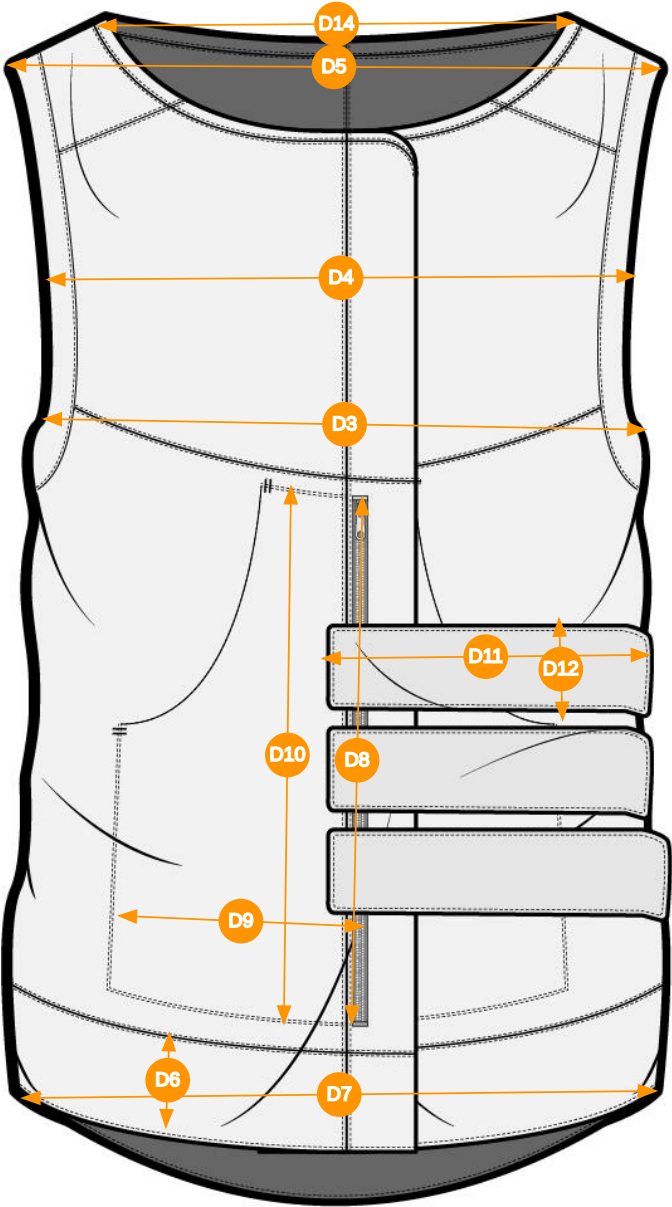
Utility Vest BW Flat Final Tech Pack-1 (Copy)



Construction Details (7)

- C1 1/8" 1 Needle Top Stitch
- C2 Double Needle Top Stitch
- C3 Applied Pocket with Bar Tacks
- C4 Straight Stitch
- C5 collar
- C6 Velcro set to straps with single needle ts
- C7 Zipper front opening/ closure

Utility Vest BW Flat Final Tech Pack-1 (Copy)



- Points of measure (16)
- D1 Center Back Length
 - D2 Side length
 - D3 Chest Width (knit)
 - D4 Across Chest
 - D5 Across Shoulder
 - D6 Bottom Band/Ribbing Height (knit or woven top)
 - D7 Bottom Opening/Sweep (knit top)
 - D8 pocket Zipper Length
 - D9 Pocket Width
 - D10 Front Pocket Height
 - D11 Strap Length
 - D12 Strap Width
 - D13 Curved Armhole Width (knit)
 - D14 Neck Edge Width (knit)
 - D15 Yoke Width Back
 - D16 Yoke Back Depth

Utility Vest BW Flat Final Tech Pack-1 (Copy)



Care Label-1



Packaging Mockup-1






































Photoshop Hang Tag mockup-1




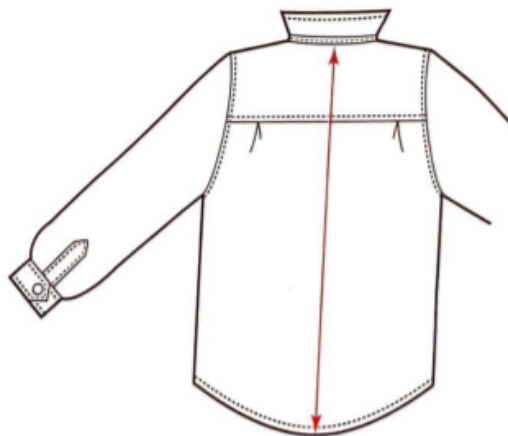
Utility Vest - Harrison - Style #100550

AM 475 - FA2022, Unisex/Non-Gendered, FA2022, 2022-2023

| COMPONENT | | QTY | PLACEMENT | STATUS | COO | 1.  272 C MULBERRY - HARRISON CODE: 272 C MULBERRY - HARRISON | 2.  504 C WINE - HARRISON CODE: 504 C WINE - HARRISON | 3.  KEY LIME - HARRISON CODE: KEY LIME - HARRISON |
|----------------------|---|-------------|-----------|----------------|-------|---|---|---|
| FABRICS | | | | | | | | |
| 1 | Balenciaga Italian Black Stiff Cotton Denim - Harrison CODE:  DnwaW Supplier: To Be Determined Content (Fiber Content): 100% Cotton Fabric Width: 60" Weight (GSM): 307 Dye Method: N/A AM 475 - Developer's Name: Miles Harrison | 1.5 /yd | | In Development | Italy |  272 C Mulberry - Harrison Custom Code: 272 C Mulberry - Harrison Price: \$12.99 |  504 C Wine - Harrison Custom Code: 504 C Wine - Harrison Price: \$12.99 |  Key Lime - Harrison Custom Code: Key Lime - Harrison Price: \$12.99 |
| 2 | Genuine Cowhide Leather-Miles Harrison CODE:  PLHHw Content (Fiber Content): 100% Cow Hide Weight (GSM): 250 Dye Method: N/A AM 376 - Developer Name: Miles Harrison | 1.5 /Sq/Ft | | In Development | China |  272 C Mulberry - Harrison Custom Code: 272 C Mulberry - Harrison Price: \$6.00 |  504 C Wine - Harrison Custom Code: 504 C Wine - Harrison Price: \$6.00 |  Key Lime - Harrison Custom Code: Key Lime - Harrison Price: \$6.00 |
| TRIMS | | | | | | | | |
| 3 | 1006 White 250M Guterman Natural Cotton Thread-Harrison CODE:  WkivC | 0.5 /Pieces | | | |  1006 White 250M Guterman Natural Cotton Thread-Harrison- WkivC n/a Price: \$4.79 |  1006 White 250M Guterman Natural Cotton Thread-Harrison- WkivC n/a Price: \$4.79 |  1006 White 250M Guterman Natural Cotton Thread-Harrison- WkivC n/a Price: \$4.79 |
| 4 | YAB #5 Copper Swiss Teeth Platinum Metal Zipper - Harrison CODE:  101250 Content (Fiber Content): Copper Size: #5 AM 475 - Developer's Name: Miles Harrison | 1 /Pieces | | In Development | China |  YAB #5 Copper Swiss Teeth Platinum Metal Zipper - Harrison- 101250 n/a Price: \$0.35 |  YAB #5 Copper Swiss Teeth Platinum Metal Zipper - Harrison- 101250 n/a Price: \$0.35 |  YAB #5 Copper Swiss Teeth Platinum Metal Zipper - Harrison- 101250 n/a Price: \$0.35 |
| 5 | Hook And Loop Velcro Closure-Miles Harrison CODE:  he0k8 Content (Fiber Content): 100% Polyester Dye Method: N/A Size: 25mm AM 376 - Developer Name: Miles Harrison | 0.25 /yd | | In Development | China |  Hook and Loop Velcro Closure-Miles Harrison- he0k8 n/a Price: \$0.5 |  Hook and Loop Velcro Closure-Miles Harrison- he0k8 n/a Price: \$0.5 |  Hook and Loop Velcro Closure-Miles Harrison- he0k8 n/a Price: \$0.5 |
| LABELS AND PACKAGING | | | | | | | | |
| 6 | Hang Tag Vice Versa - Harrison CODE:  TSwFI Supplier: To Be Determined Content (Fiber Content): Recycled Material Dye Method: N/A Size: 1" X 2" AM 475 - Developer's Name: Miles Harrison | 1 /Pieces | | In Development | |  0000 DTM Custom Code: 0000DTM Price: \$0.15 |  0000 DTM Custom Code: 0000DTM Price: \$0.15 |  0000 DTM Custom Code: 0000DTM Price: \$0.15 |
| 7 | Vice Versa Care Label - Harrison CODE:  ElFeg Content (Fiber Content): 100% Recycled Cotton Dye Method: N/A Size: 1" X 2.5" AM 475 - Developer's Name: Miles Harrison | 1 /Pieces | | In Development | |  0000 DTM Custom Code: 0000DTM Price: \$0.05 |  0000 DTM Custom Code: 0000DTM Price: \$0.05 |  0000 DTM Custom Code: 0000DTM Price: \$0.05 |
| 8 | Vice Versa Packaging - Harrison CODE:  jgjHg Supplier: To Be Determined Content (Fiber Content): Recycled Cardboard Size: 6 1/2" X 11" AM 475 - Developer's Name: Miles Harrison | 1 /Pieces | | In Development | |  0000 DTM Custom Code: 0000DTM Price: \$0.30 |  0000 DTM Custom Code: 0000DTM Price: \$0.30 |  0000 DTM Custom Code: 0000DTM Price: \$0.30 |

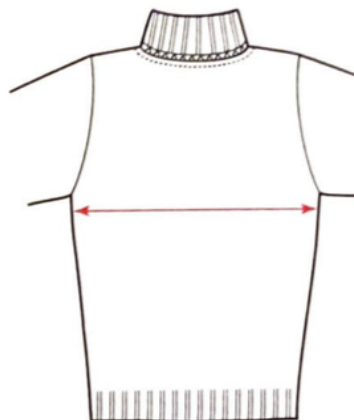


| COMPONENT | QTY | PLACEMENT | STATUS | COO | 1.  272 C MULBERRY - HARRISON CODE: 272 C MULBERRY - HARRISON | 2.  504 C WINE - HARRISON CODE: 504 C WINE - HARRISON | 3.  KEY LIME - HARRISON CODE: KEY LIME - HARRISON |
|--------------|-----|-----------|--------|-----|---|---|---|
| Components 8 | | | | | Total \$31.86 | Total \$31.86 | Total \$31.86 |



3.

Center Back Length



Chest Width (Knit)




Across Shoulder



15.

Across Chest



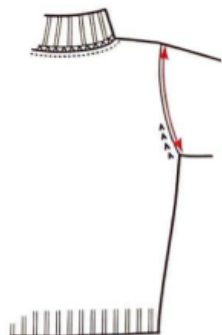
25.

Bottom Band/Ribbing Height (Knit Or Woven Top)



26.

Bottom Opening/Sweep (Knit Top)

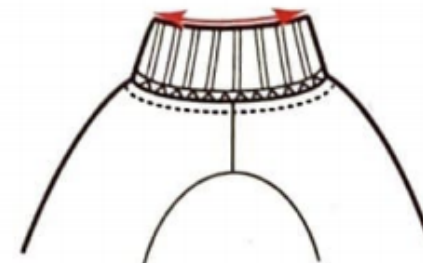


42.

Curved Armhole Width (Knit)



Neck Depth Front



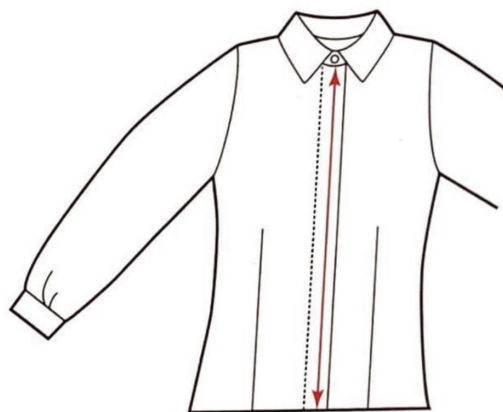
64.

Neck Edge Width (Knit)



68.

Neck Base (Knit)



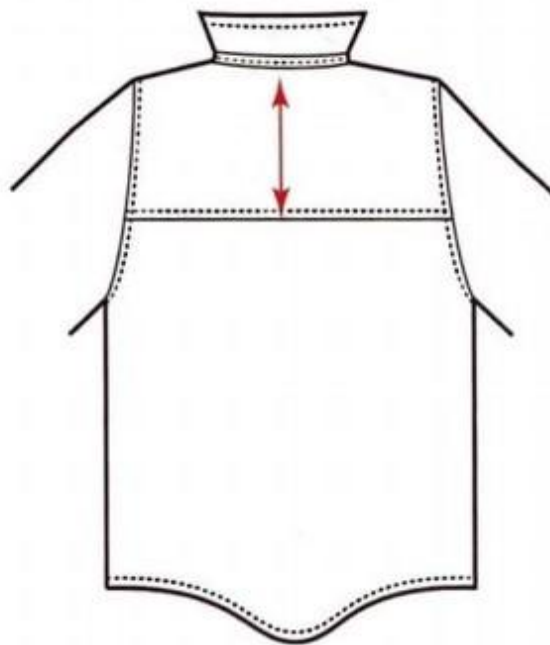
2.

Center Front Length



33.

Yoke Width Back



35.

Yoke Back Depth



Sample Size: L

| POINT OF MEASURE | CODE | HOW TO MEASURE | CRITICAL | TYPE | TOLERANCE | S | M | L | XL | XXL |
|--|--------|---|----------|------|-----------|---------|---------|-----------|--------|--------|
| Center Back Length | 3 | Measure from center back neck joining seam straight down to bottom of garment at center back. If needed, gently lift the collar away from back neck to expose joining seam. | false | Full | 1/2 in | -1 in | -1 in | 31 in | 1 in | 1 in |
| Side length | ab2x3W | | true | Full | 1/4 in | -1 in | -1 in | 20 in | 1 in | 1 in |
| Chest Width (knit) | 9 | Measure from edge of the garment/side seam to edge of garment/side seam straight across garment at a point 1" below armhole | false | Half | 3/8 in | -3/8 in | -3/8 in | 26 in | 3/8 in | 3/8 in |
| Across Shoulder | 13 | Measure straight across front from armhole seam/edge to armhole seam/edge at shoulder seam or across natural shoulder fold line created if there is no seam. | false | Full | 1/4 in | -1/4 in | -1/4 in | 20 1/2 in | 1/4 in | 1/4 in |
| Across Chest | 15 | Measure 2 1/2" down from collar/rib joining seam at center front straight across front of garment from armhole seam/edge to armhole seam/edge. [Note: the 2 1/2" measurement point is for misses/womens wear only and may need to be adjusted up or down 1/4" to 1/2" accordingly for men's, children's, junior's and larger/plus sizes. Indicate any changes on spec sheet.] | false | Full | 1/4 in | -1/4 in | -1/4 in | 20 in | 1/4 in | 1/4 in |
| Bottom Band/Ribbing Height (knit or woven top) | 25 | Measure from band/ribbing joining seam straight down to bottom edge of band/rib opening. [NOTE: If band is shaped or contoured, indicate special measurement instructions on spec sheet.] | false | Full | 0 in | 0 in | 0 in | 2 in | 0 in | 0 in |
| Bottom Opening/Sweep (knit top) | 26 | Measure from edge of garment/side seam to edge of garment/side seam straight across garment at bottom opening. [NOTE: If sweep has pleats, measure with pleats closed or relaxed.] | true | Full | 1/4 in | -1/4 in | -1/4 in | 17 3/4 in | 1/4 in | 1/4 in |
| Curved Armhole Width (knit) | 42 | Measure from top of shoulder joining seam/edge to bottom of armhole, following contour of armhole. | true | Full | 1/4 in | -1/4 in | -1/4 in | 12 in | 1/4 in | 1/4 in |
| Neck Depth Front | 58 | Measure from CB neck joining seam to CF neck joining | true | Full | 1/8 in | -1/8 in | -1/8 in | 4 1/2 in | 1/8 in | 1/8 in |
| Neck Edge Width (knit) | 64 | Measure from neck edge/seam/ fold to neck edge/seam.fold along top opening edge, following natural contour of neck opening. Garment should be positioned with one shoulder on top of the other and with front and back neck edges meeting | true | Full | 1/8 in | -1/8 in | -1/8 in | 17 1/2 in | 1/8 in | 1/8 in |
| Neck Base (knit) | 68 | Measure from neck edge/seam to neck edge/seam along collar/rib joining seam or neckline edge, following natural contour of neck opening. Garment should be buttoned or zippered, if applicable, with one shoulder seam positioned on top of the other and with front and back neck edges meeting. | true | Full | 1/4 in | -1/4 in | -1/4 in | 20 in | 1/4 in | 1/4 in |
| Center Front Length | h8YzLx | Measure from center front neck joining seams straight down to the bottom of the garment | true | Full | 1/2 in | -1/2 in | -1/2 in | 28 in | 1/2 in | 1/2 in |



| | | | | | | | | | | |
|----------------------|--------|---|-------|------|--------|---------|---------|----------|--------|--------|
| Patch Pocket Width | CNkWT8 | From the left edge of the pocket to the right edge of the pocket | true | Full | 1/8 in | -1/8 in | -1/8 in | 5 in | 1/8 in | 1/8 in |
| Patch Pocket Height | 7ZZbRB | Measure from the top edge of the pocket to the bottom edge of the pocket | true | Full | 1/8 in | -1/8 in | -1/8 in | 7 in | 1/8 in | 1/8 in |
| pocket Zipper Length | CRJ-P | Measure from end of zipper straight down to zipper end along center of the zipper. | true | Full | 0 in | 0 in | 0 in | 7 3/4 in | 0 in | 0 in |
| Strap Width | 136 | Measure from edge of strap straight across to edge of strap | true | Full | 1/8 in | -1/8 in | -1/8 in | 2 1/4 in | 1/8 in | 1/8 in |
| Strap Length | 135 | From strap joining seam along center of strap to end of strap | true | Full | 1/4 in | -1/4 in | -1/4 in | 8 5/8 in | 1/4 in | 1/4 in |
| Pocket Width | I3YyDI | Measure edge to edge. | true | Full | 1/8 in | -1/8 in | -1/8 in | 6 3/4 in | 1/8 in | 1/8 in |
| Front Pocket Height | 00011 | | true | Full | 0 in | 0 in | 0 in | 8 1/2 in | 0 in | 0 in |
| Yoke Width Back | 33 | Measure from armhole seam/edge to armhole seam/edge straight across back of garment, ignoring contours or points, at yoke-body joining seams. [Note: If yoke is asymmetrical, indicate changes in measuring as needed on spec sheet.] | false | Full | 1/8 in | -1/8 in | -1/8 in | 18 in | 1/8 in | 1/8 in |
| Yoke Back Depth | 35 | Measure from center back neck joining seam straight down to bottom of back yoke-body joining seam. Gently lift collar away from back neck joining seam is needed. | false | Full | 0 in | 0 in | 0 in | 0 in | 0 in | 0 in |



Sample Size: L

| POINT OF MEASURE | CODE | HOW TO MEASURE | CRITICAL | TYPE | TOLERANCE | S | M | L | XL | XXL |
|--|--------|---|----------|------|-----------|-----------|-----------|-----------|-----------|-----------|
| Center Back Length | 3 | Measure from center back neck joining seam straight down to bottom of garment at center back. If needed, gently lift the collar away from back neck to expose joining seam. | false | Full | 1/2 in | 29 in | 30 in | 31 in | 32 in | 33 in |
| Side length | ab2x3W | | true | Full | 1/4 in | 18 in | 19 in | 20 in | 21 in | 22 in |
| Chest Width (knit) | 9 | Measure from edge of the garment/side seam to edge of garment/side seam straight across garment at a point 1" below armhole | false | Half | 3/8 in | 25 1/4 in | 25 5/8 in | 26 in | 26 3/8 in | 26 3/4 in |
| Across Shoulder | 13 | Measure straight across front from armhole seam/edge to armhole seam/edge at shoulder seam or across natural shoulder fold line created if there is no seam. | false | Full | 1/4 in | 20 in | 20 1/4 in | 20 1/2 in | 20 3/4 in | 21 in |
| Across Chest | 15 | Measure 2 1/2" down from collar/rib joining seam at center front straight across front of garment from armhole seam/edge to armhole seam/edge. [Note: the 2 1/2" measurement point is for misses/womens wear only and may need to be adjusted up or down 1/4" to 1/2" accordingly for men's, children's, junior's and larger/plus sizes. Indicate any changes on spec sheet.] | false | Full | 1/4 in | 19 1/2 in | 19 3/4 in | 20 in | 20 1/4 in | 20 1/2 in |
| Bottom Band/Ribbing Height (knit or woven top) | 25 | Measure from band/ribbing joining seam straight down to bottom edge of band/rib opening. [NOTE: If band is shaped or contoured, indicate special measurement instructions on spec sheet.] | false | Full | 0 in | 2 in | 2 in | 2 in | 2 in | 2 in |
| Bottom Opening/Sweep (knit top) | 26 | Measure from edge of garment/side seam to edge of garment/side seam straight across garment at bottom opening. [NOTE: If sweep has pleats, measure with pleats closed or relaxed.] | true | Full | 1/4 in | 17 1/4 in | 17 1/2 in | 17 3/4 in | 18 in | 18 1/4 in |
| Curved Armhole Width (knit) | 42 | Measure from top of shoulder joining seam/edge to bottom of armhole, following contour of armhole. | true | Full | 1/4 in | 11 1/2 in | 11 3/4 in | 12 in | 12 1/4 in | 12 1/2 in |
| Neck Depth Front | 58 | Measure from CB neck joining seam to CF neck joining | true | Full | 1/8 in | 4 1/4 in | 4 3/8 in | 4 1/2 in | 4 5/8 in | 4 3/4 in |
| Neck Edge Width (knit) | 64 | Measure from neck edge/seam/ fold to neck edge/seam.fold along top opening edge, following natural contour of neck opening. Garment should be positioned with one shoulder on top of the other and with front and back neck edges meeting | true | Full | 1/8 in | 17 1/4 in | 17 3/8 in | 17 1/2 in | 17 5/8 in | 17 3/4 in |
| Neck Base (knit) | 68 | Measure from neck edge/seam to neck edge/seam along collar/rib joining seam or neckline edge, following natural contour of neck opening. Garment should be buttoned or zippered, if applicable, with one shoulder seam positioned on top of the other and with front and back neck edges meeting. | true | Full | 1/4 in | 19 1/2 in | 19 3/4 in | 20 in | 20 1/4 in | 20 1/2 in |



Utility Vest - Harrison - Style #100550

AM 475 - FA2022, Unisex/Non-Gendered, FA2022, 2022-2023

Size Specifications - Graded Measurements

| | | | | | | | | | | |
|----------------------|--------|---|-------|------|--------|-----------|-----------|----------|-----------|-----------|
| Center Front Length | h8YzLx | Measure from center front neck joining seams straight down to the bottom of the garment | true | Full | 1/2 in | 27 in | 27 1/2 in | 28 in | 28 1/2 in | 29 in |
| Patch Pocket Width | CNkWT8 | From the left edge of the pocket to the right edge of the pocket | true | Full | 1/8 in | 4 3/4 in | 4 7/8 in | 5 in | 5 1/8 in | 5 1/4 in |
| Patch Pocket Height | 7ZZbRB | Measure from the top edge of the pocket to the bottom edge of the pocket | true | Full | 1/8 in | 6 3/4 in | 6 7/8 in | 7 in | 7 1/8 in | 7 1/4 in |
| pocket Zipper Length | CRJ-P | Measure from end of zipper straight down to zipper end along center of the zipper. | true | Full | 0 in | 7 3/4 in | 7 3/4 in | 7 3/4 in | 7 3/4 in | 7 3/4 in |
| Strap Width | 136 | Measure from edge of strap straight across to edge of strap | true | Full | 1/8 in | 2 in | 2 1/8 in | 2 1/4 in | 2 3/8 in | 2 1/2 in |
| Strap Length | 135 | From strap joining seam along center of strap to end of strap | true | Full | 1/4 in | 8 1/8 in | 8 3/8 in | 8 5/8 in | 8 7/8 in | 9 1/8 in |
| Pocket Width | I3YyDI | Measure edge to edge. | true | Full | 1/8 in | 6 1/2 in | 6 5/8 in | 6 3/4 in | 6 7/8 in | 7 in |
| Front Pocket Height | 00011 | | true | Full | 0 in | 8 1/2 in | 8 1/2 in | 8 1/2 in | 8 1/2 in | 8 1/2 in |
| Yoke Width Back | 33 | Measure from armhole seam/edge to armhole seam/edge straight across back of garment, ignoring contours or points, at yoke-body joining seams. [Note: If yoke is asymmetrical, indicate changes in measuring as needed on spec sheet.] | false | Full | 1/8 in | 17 3/4 in | 17 7/8 in | 18 in | 18 1/8 in | 18 1/4 in |
| Yoke Back Depth | 35 | Measure from center back neck joining seam straight down to bottom of back yoke-body joining seam. Gently lift collar away from back neck joining seam is needed. | false | Full | 0 in | 0 in | 0 in | 0 in | 0 in | 0 in |



Sample Size: L

| POINT OF MEASURE | CODE | HOW TO MEASURE | CRITICAL | TYPE | TOLERANCE |
|--|--------|---|----------|------|-----------|
| Center Back Length | 3 | Measure from center back neck joining seam straight down to bottom of garment at center back. If needed, gently lift the collar away from back neck to expose joining seam. | false | Full | 1/2 in |
| Side length | ab2x3W | | true | Full | 1/4 in |
| Chest Width (knit) | 9 | Measure from edge of the garment/side seam to edge of garment/side seam straight across garment at a point 1" below armhole | false | Half | 3/8 in |
| Across Shoulder | 13 | Measure straight across front from armhole seam/edge to armhole seam/edge at shoulder seam or across natural shoulder fold line created if there is no seam. | false | Full | 1/4 in |
| Across Chest | 15 | Measure 2 1/2" down from collar/rib joining seam at center front straight across front of garment from armhole seam/edge to armhole seam/edge. [Note: the 2 1/2" measurement point is for misses/womens wear only and may need to be adjusted up or down 1/4" to 1/2" accordingly for men's, children's, junior's and larger/plus sizes. Indicate any changes on spec sheet.] | false | Full | 1/4 in |
| Bottom Band/Ribbing Height (knit or woven top) | 25 | Measure from band/ribbing joining seam straight down to bottom edge of band/rib opening. [NOTE: If band is shaped or contoured, indicate special measurement instructions on spec sheet.] | false | Full | 0 in |
| Bottom Opening/Sweep (knit top) | 26 | Measure from edge of garment/side seam to edge of garment/side seam straight across garment at bottom opening. [NOTE: If sweep has pleats, measure with pleats closed or relaxed.] | true | Full | 1/4 in |
| Curved Armhole Width (knit) | 42 | Measure from top of shoulder joining seam/edge to bottom of armhole, following contour of armhole. | true | Full | 1/4 in |
| Neck Depth Front | 58 | Measure from CB neck joining seam to CF neck joining | true | Full | 1/8 in |
| Neck Edge Width (knit) | 64 | Measure from neck edge/seam/ fold to neck edge/seam.fold along top opening edge, following natural contour of neck opening. Garment should be positioned with one shoulder on top of the other and with front and back neck edges meeting | true | Full | 1/8 in |
| Neck Base (knit) | 68 | Measure from neck edge/seam to neck edge/seam along collar/rib joining seam or neckline edge, following natural contour of neck opening. Garment should be buttoned or zippered, if applicable, with one shoulder seam positioned on top of the other and with front and back neck edges meeting. | true | Full | 1/4 in |
| Center Front Length | h8YzLx | Measure from center front neck joining seams straight down to the bottom of the garment | true | Full | 1/2 in |
| Patch Pocket Width | CNkWT8 | From the left edge of the pocket to the right edge of the pocket | true | Full | 1/8 in |
| Patch Pocket Height | 7ZZbRB | Measure from the top edge of the pocket to the bottom edge of the pocket | true | Full | 1/8 in |
| pocket Zipper Length | CRJ-P | Measure from end of zipper straight down to zipper end along center of the zipper. | true | Full | 0 in |
| Strap Width | 136 | Measure from edge of strap straight across to edge of strap | true | Full | 1/8 in |
| Strap Length | 135 | From strap joining seam along center of strap to end of strap | true | Full | 1/4 in |
| Pocket Width | I3YyDI | Measure edge to edge. | true | Full | 1/8 in |
| Front Pocket Height | 00011 | | true | Full | 0 in |



| | | | | | |
|-----------------|----|---|-------|------|--------|
| Yoke Width Back | 33 | Measure from armhole seam/edge to armhole seam/edge straight across back of garment, ignoring contours or points, at yoke-body joining seams. [Note: If yoke is asymmetrical, indicate changes in measuring as needed on spec sheet.] | false | Full | 1/8 in |
| Yoke Back Depth | 35 | Measure from center back neck joining seam straight down to bottom of back yoke-body joining seam. Gently lift collar away from back neck joining seam is needed. | false | Full | 0 in |